



6000R-VP

design &
performance



The transparency and shape of the bowl favor the lighting performance of the 6000R-VP luminaire.

The slim design of the 6000R-VP creates a unique and stylish silhouette. The impact resistance of the basin is improved. Its visual appearance is smooth and clear. It is waterproof and insensitive to UV, and benefits from a low carbon footprint thanks to its ease of recycling.

To create complete lighting sets, a range of dedicated brackets complements the luminaires. These sets are available in single fixture, double fixture, wall fixture or offset fixture.

The 6000R-VP has many options: base for Zhaga modules, LED color temperature variation, black infrastructure, motion sensor, GPS, etc.



6000R VP*

***Shock PMMA bowl.**

This bowl offers exceptional optical properties. Its transparency and clarity optimize transmission light from the luminaire. Its resistance gives an IK10 to the luminaire.





RANGE

Light efficiency up to 139 Lm/W. Color temperatures: amber – 2200K – 2400K – 2700K – 3000K – 4000K.

Lifespan L90 @ $t_q=25^{\circ}\text{C} \geq 100,000\text{h}$.

Less than 50% of LEDs have an outgoing flux lower than 90% of the initial flux at 100,000 hours (0.4% reduction in flux per year over 25 years of operation).

Thermal management of the luminaire LED module and power supply to Zhaga standard.

STANDARD OPTICS

Lighting type for narrow path (ASYM 1)

Lighting type for narrow street (ASYM 2, ASYM 2+, or ASYM 2-1)

Lighting type for roads (ASYM N3 or ASYM3+)

Lighting type for avenues (ASYM 3-1 or ASYM 4+)

Lighting type for parking lots (ASYM 4)

Lighting type for pedestrian crossing

Other distributions available upon request.

MATERIALS – SURFACE TREATMENT

Body: die-cast aluminum.

Bowl: UV-resistant polycarbonate.

Choice of RAL colours.

Baked polyester powder coating.

Optional treatment specifically for seaside.

MOUNTING – CABLING

Reversible top/side fixation;

Top mounting on column $\varnothing 60\text{--}62\text{mm}$ with 0° , 5° and 10° tilt or side mounting on tubular bracket $\varnothing 60\text{--}62\text{mm}$ 90 mm length with 0° , -5° et -10° negative tilt relatively to the bracket.

Adapter sleeves for $\varnothing 42$ and $\varnothing 49$ bracket arms in option.

Pre-cabled luminaire (length of flexible cable $2 \times 1.5\text{mm}^2$ depends on installation; 10m by default).

INSTALLATION – MAINTENANCE

Captive screws' opening.

Good reparability : replaceable driver and LED module.

Specific treatment of external screws useful for disassembly.

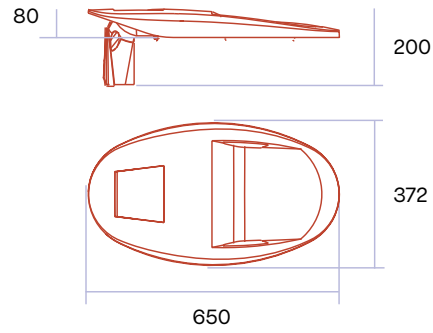
RESISTANCE TO OVERVOLTAGE

Category IV luminaire, holding to a shock wave of 6kV between phase-neutral and earth.

Surge protection device (SPD) 10kV-5kA between phase-neutral and earth to be provided at the base of the pole.

On the remote DALI/D4I bus, to be provided.

DIMENSIONS

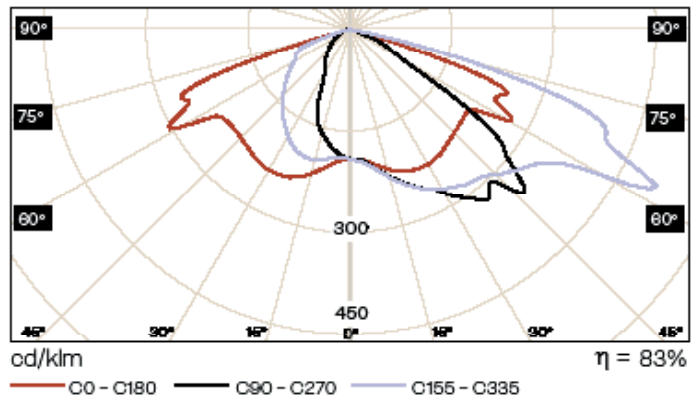


Adjustable luminaire tilt in top and side mounting.

WEIGHT/SURFACE SCX : 10 kg/0,04 m²

POLAR CURVES

Lighting type for roads (ASYM N3) as standard.



OPTIONS

For a communicating system, dual pre-cabling dedicated to communication is necessary (flexible cable $4 \times 1,5\text{mm}^2$).

Lampshield for rear flow management.

Connection base for Zhaga antenna (top, bottom, top/bottom).

Dynamic variation of light (Tunable White): cool white to warm white or amber.

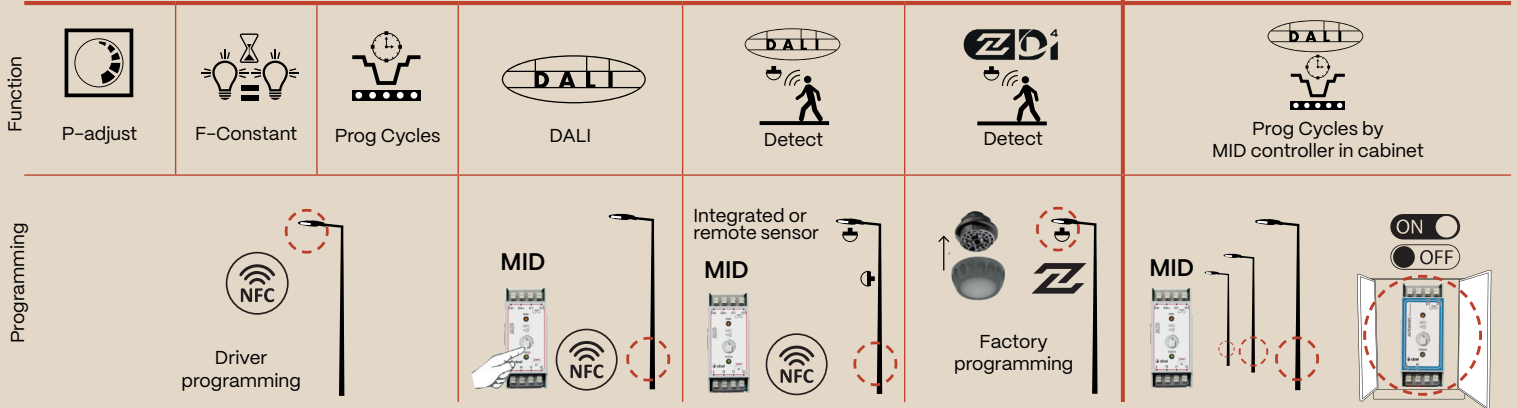


6000R-VP

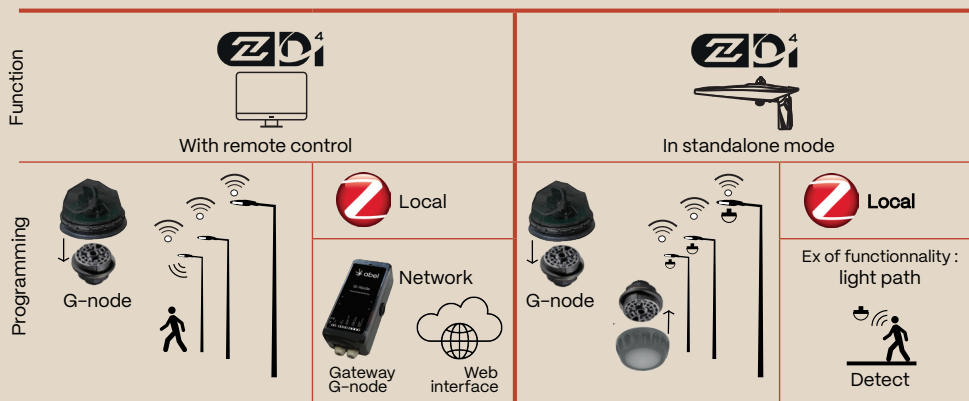


Programming the unit luminaire

Programming a group of luminaires



Communication of a group by radio



The VAR (Variation of power depending on the supply voltage) and Switch (Variation of power depending on the state of a dry contact) functions require the use of a MID because these functions disappear from the drivers.

The P-Adjust, F-Constant, Cycles, Detect functions can be associated with each other.

MID and G-node are ABEL solutions. To find out about the different functionalities, refer to the product documentation.

LIGHTING OPTIONS AND PROGRAMMING

Luminaire	Ref.	SMART LUM : Detect - P-Adjust - F-Constant - Prog Cycles - DALI - ZD4i							Tunable White	
		Detect	Sensor position	Prog Driver	DALI	ZD4i	Detect ZD4i	ZHAGA connector		NEMA connector
6000R-VP	19W	✓	Integrated or remote sensor	✓	✓	✓	✓	2 -> on top and under	1 on top of the luminaire	
	29W	✓	Integrated or remote sensor	✓	✓	✓	✓	2 -> on top and under	1 on top of the luminaire	
	38W	✓	Integrated or remote sensor	✓	✓	✓	✓	2 -> on top and under	1 on top of the luminaire	✓
	54W	✓	Integrated or remote sensor	✓	✓	✓	✓	2 -> on top and under	1 on top of the luminaire	✓
	35W	✓	Integrated or remote sensor	✓	✓	✓	✓	2 -> on top and under	1 on top of the luminaire	
	72W	✓	Integrated or remote sensor	✓	✓	✓	✓	2 -> on top and under	1 on top of the luminaire	
	51W	✓	Integrated or remote sensor	✓	✓	✓	✓	2 -> on top and under	1 on top of the luminaire	
	107W	✓	Integrated or remote sensor	✓	✓	✓	✓	2 -> on top and under	1 on top of the luminaire	

